

THAILAND'S ECONOMIC FACT SHEET


Overall Economic Figures

Economic Projections	2013	2014	2015 ^F
Real GDP growth (%)	2.9	0.7	3.5-4.5
GDP per capita (USD)	5,673	5,445	5,547
Export growth (%)	-0.2	-0.3	3.5
Import growth (%)	-0.5	-8.5	1.8
Number of foreign tourists (million people)	26.7	24.8	27.0

F = Forecast

2014 Economic Figures


1.89%
Headline Inflation


0.8
Unemployment Rate

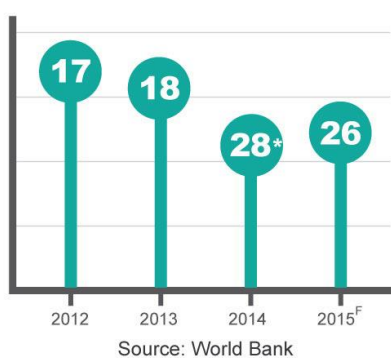

32.48 THB /1USD
Exchange Rate


2%
Policy Interest Rate

Source: NESDB (February, 2015)
Bank of Thailand

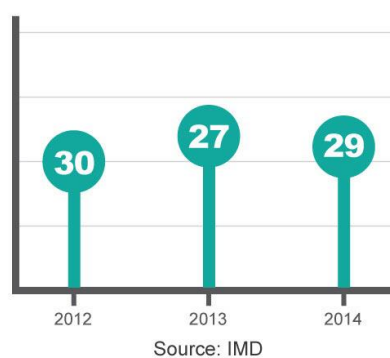
Thailand's Rankings

Ease of Doing Business out of 189

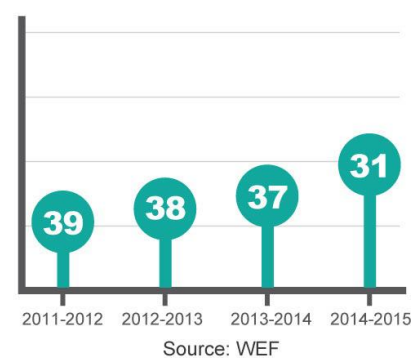


*Rankings are adjusted. They are based on 10 topics and reflect data corrections.

World Competitiveness out of 60



Global Competitiveness Report out of 144



GDP Growth of Selected Economies (Annual percent change)

*Projections 2015	3.1	1.3	7.1	0.8	3.0	5.5	5.2	4.6
*Projections 2014	2.2	0.8	7.4	0.9	3.0	5.2	5.9	1.0
2013	2.2	-0.4	7.7	1.5	3.9	5.8	4.7	2.9
2012	2.3	-0.7	7.7	1.5	2.5	6.3	5.6	6.5



USA



Euro Zone



China



Japan



Singapore



Indonesia



Malaysia



Thailand

Source: IMF, World Economic Outlook, October 2014